



N SCALE INDUSTRIAL UNITS



TWIN PACK SIMPLE ASSEMBLY


N Scale Units




Cut the doors and roof window out, then glue as shown left, make sure looking from the front they are in the correct place.



Run a line of glue down the edges of the front and back panel as shown left, leave it for a few mins until tacky.



Then glue the walls together as you can see the sides are on the inside..



Run a line of glue on top the walls and again allow to go tacky, then glue the roof panels on with the roof lights to the front.



Collall Gel glue is recommended for this plastic. A Gel glue makes assembly easy..

