




N Scale House

N SCALE




TWIN PACK


Thanks for purchasing one of our kits, this kit requires scissors and a **GEL** Glue.



Find the two plain gable ends and two of the plain oblong pieces and glue the two oblongs to the bottom of the gables, then run a line of glue down the sides of the front panels.



Now glue the walls together making sure the gables are on the inside as shown left now run a line of glue on top of the floor supports you glued to the gables then push the floor into place, then add the centre roof support.



Now glue the one remaining piece of plain card to separate the lower floor and it supports the floor.

AT THIS STAGE PAINT THE BUILDING



Colour the barge boards with a felt tip pen the glue as shown left, then run a line of glue along the top of each gable and fix the roof, then the chimneys.

N SCALE



TWIN PACK