


N Scale Signal box

N SCALE SIGNAL BOX




EASY ASSEMBLY


Thanks for purchasing one of our kits, this kit requires scissors and a **GEL** Glue.





Cut all the windows and doors out and fix the wall windows as shown left and the door to the end panel as shown right..




Glue the walls in place as shown left .



now glue the walls together making sure the end panels are on the inside as shown left, this is easier with a gel glue .



Whilst that's drying glue the windows in place to the white top section, then the door and flooring.



Glue the white top section to the grey walls, make sure the door opening on the white section is on the same end as the lower door as shown left. have a final square up and leave to dry .



Now the roof can be fixed and the the steps.