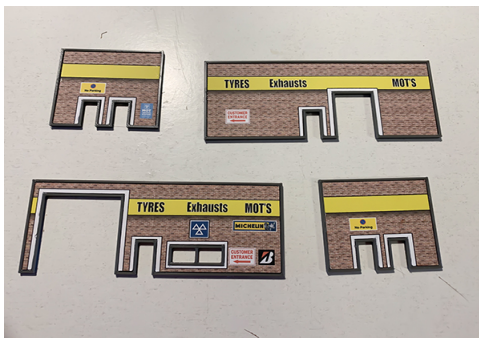




N Scale Tyre Shop



Thanks for purchasing one of my kits,
This kit just requires a **GEL** glue and
scissors.



Firstly glue the card
insets in to the plastic
wall panels (Left)
Cut the doors out then
fix as shown right



Then the windows as
shown



Using a Gel glue fix the walls together as shown above, the sides go on the inside so you can't see the edge from the front, ideally do it upside down that will make the next bit easier, now run a line of glue around the underneath of the roof then place the walls on the roof then you can spend a min getting the walls square and an even roof overhang, that's it, let it dry for an hour turn it over and decide where you want to fix the michelin man.