



OO Scale Industrial unit


Thanks for purchasing one of my kits,
This kit just requires **GEL** glue.




Firstly glue the brick panels and signs to the plastic walls as shown left, then the windows and doors as shown right



Now we can glue the walls together, make sure you use a non super-glue Gel, this gives some wiggle time, get roughly square and leave to set.



Glue the roof window into the card roof as shown, now run a line of glue along each gable and leave to go tacky, then place the roof on and have a final square up.



When fixing the gutter, run a line of glue under the roof this will also give the roof a better fix, do the same both sides.