

**EXPERT RESIN PRINTERS  
LASER CUTTERS  
FDM PRINTING  
PRECISION CARD CUTTERS**


**3D-PLUSS**

**ESTABLISHED  
2019  
A TAX PAYING UK BUSINESS**





Thanks for purchasing one of our kits, this kit requires **GEL** Glue.



## N Scale Low profile Houses



Glue the plain card window surrounds as shown left, Then cut the windows out in one piece and glue as shown right.



Cut out and glue the doors as shown left. Glue 2 of the small pieces of card to the bottom of the plain gables as shown right.



Glue the plain gables to the inside brick gables as shown left, then run a line of glue on top the floor supports and along the door tops, then fix the floor and upper and lower supports as shown right.



Fold and glue the roof in half to make double strength, run a line of glue along all the edges and fix the gutters and chimneys.

Lay flat to fix roof and chimneys.