





OO Scale House


Thanks for purchasing one of our kits, this kit requires scissors and a **GEL** Glue.



Find the two plain gable ends and two of the plain oblong pieces and glue the two oblongs to the bottom of the gables, then run a line of glue down the sides of the front panels.




Now glue the wall together making sure the gables are on the inside as shown left now run a line of glue on top of the floor supports you glued to the gables then push the floor into place, then add the centre roof support.



Now glue the two remaining pieces of plain card together to make double thickness then glue as shown left.

AT THIS STAGE PAINT THE BUILDING IF YOU WISH.



Glue the beams truss as shown left



Glue the rafters as shown left.